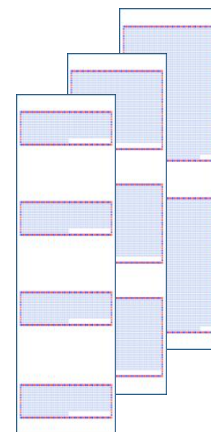


## PEPperCHIP® Custom Peptide Microarrays

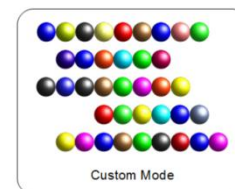
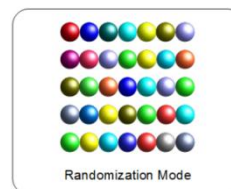
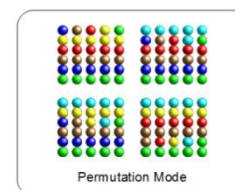
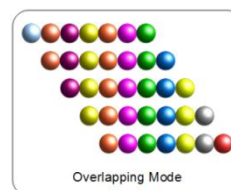
### PEPperCHIP® Specifications:

- thorough customization covering any protein or peptide collection
- up to 9,000 spots per chip (e.g. 4,300 different peptides as duplicates plus HA and Flag control peptides)
- multiple array copies for one-by-one assays feasible
- up to 15mer peptides routinely available
- standard slide formats with wide chip reader compatibility
- GenePix® Pro and PepSlide® Analyzer support for microarray image analysis



### PEPperCHIP® Content Options:

- overlapping peptides for epitope mapping
- random peptides for mimotope discovery and serum signaturing
- full permutation scans for the in-depth analysis of known peptides and epitopes
- translation of custom peptide lists into peptide microarrays



### PEPperCHIP® Accessories:

- **PEPperCHIP® Incubation Trays** with 3/1, 3/2, 3/3, 3/4, 3/5, 3/16 and 3/(3,4,5) well formats for one-by-one assays with multiple array copies
- **PEPperCHIP® Staining Kit** with labeled anti-HA and anti-Flag antibodies for control assays
- **PepSlide® Analyzer** for software-assisted image analysis of peptide microarray data

